

DH73

3-Part & 5-Part Combined Auto Hematology Analyzer

Principles

Flow Cytometry (FCM) + Tri-angle laser scatter + Chemical staining method for WBC differentiation
Impedance method for WBC, RBC and PLT test
Cyanide free colorimetry for HGB test

5-Part parameters (CBC+DIFF)

25 reportable parameters:

WBC, Neu#, Lym#, Mon#, Eos#, Bas#, Neu%, Lym%, Mon%, Eos%, Bas%, RBC, HGB, HCT, MCV, MCH, MCHC, RDW-SD, RDW-CV, PLT, MPV, PDW, PCT, P-LCR, P-LCC

6 research parameters:

ALY#, ALY%, LIC#, LIC%, NRBC#, NRBC%

3 histograms for WBC, RBC and PLT

One 3D scattergram and three 2D scattergrams for WBC differentiation

3-Part parameters (CBC+3DIFF)

21 reportable parameters:

WBC, Lym#, Mid#, Gran#, Lym%, Mid%, Gran%, RBC, HGB, HCT, MCV, MCH, MCHC, RDW-CV, RDW-SD, PLT, MPV, PDW, PCT, P-LCR, P-LCC

3 histograms for WBC, RBC and PLT

Sample volume

20 μ L

Throughput

CBC+DIFF: Up to 80 tests per hour

CBC+3DIFF: Up to 90 tests per hour

Test mode

CBC+DIFF, CBC+3DIFF

Linearity range

WBC(CBC+3DIFF): 0.00-300.00 $\times 10^9$ /L

WBC(CBC+DIFF): 0.00-400.00 $\times 10^9$ /L

RBC: 0.00-8.50 $\times 10^{12}$ /L

HGB: 0-250g/L

PLT: 0-3000 $\times 10^9$ /L

HCT: 0.0-67.0%

Repeatability

WBC $\leq 2\%$ (4.0-15.0 $\times 10^9$ /L)

RBC $\leq 1.5\%$ (3.5-6.0 $\times 10^{12}$ /L)

HGB $\leq 1\%$ (110-180g/L)

MCV $\leq 1\%$ (70-120fL)

PLT $\leq 6.0\%$ (100-149 $\times 10^9$ /L)

$\leq 4.0\%$ (150-500 $\times 10^9$ /L)

Storage

Up to 100,000 records

Communication

LAN port supports HL7 protocol

Support bi-directional LIS

Net weight

58kg

Power requirement

100V-240V~, 50-60Hz, ≤ 200 VA,

Dimension

650mm(W) \times 550mm(D) \times 610mm(H)

Sample mode

Whole blood, capillary whole blood and pre-diluted modes

Printout

External printer, compatible with multiply laser / inkjet printers, compatible with various formats and user-defined formats



Beyond Efficiency



2/F, Nanfeng Building B, Nanshan Yungu Innovation Industrial Park, No.4093, Liuxian Blvd, Taoyuan Street, Nanshan District, Shenzhen 518055, P.R.China

+86-755-26008015

+86-755-26008015

www.dymind.com

intl@dymind.com



Declaration: Shenzhen Dymind Biotechnology Co., Ltd reserves the right to change the product of specifications and appearance at any time. For the information of this manual, Shenzhen Dymind Biotechnology Co., Ltd reserves the right to the interpretation and the decision.

P/N: EN-DH73[2.0]

DH73

3-Part & 5-Part Combined Auto Hematology Analyzer

DH73

3-Part & 5-Part Combined Auto Hematology Analyzer

5-Part testing mode

25 reportable parameters and 6 research parameters

3D scattergram for accurate differentiation and pathological sample flag



Greatly reduces the test cost

Only two reagents
21 reportable parameters

3-Part testing mode



Loading up to 60 samples simultaneously and support continuous sample loading



Multiply sample modes: whole blood, capillary whole blood and pre-diluted modes

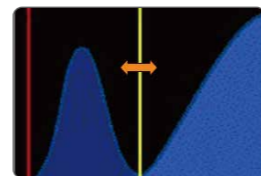


Closed and open vial modes, STAT function available

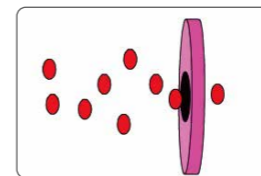
Trace Ultra-low sample volume especially suited to pediatric and geriatric samples

Fully Automatic Intelligent Technology

- Visul self-tests (working status self test and reagent volume self-sectection)
- Automatic test re-run, with re-run rules inside
- One-button error removal and automatic standby mode function
- Intelligent WBC/RBC /PLT floating threshold technology



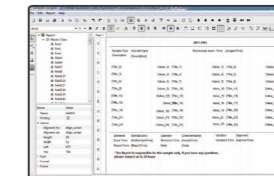
Floating threshold



Detection aperture

Excellent Data Management System


- A wide range of pathological alarms and up to 20 user-defined alarm ranges
- Customized templates print and help to customize the final report according to requirements
- Bi-directional LIS connection
- QC and calibration management



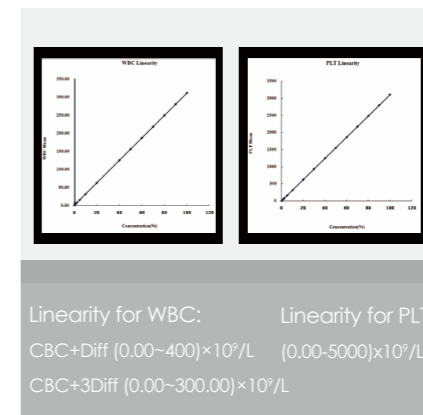
Customized print templates



Internal Barcode scanning



3D scattergram for accutate differentiation and pathologi- cal sample flag



Only three lyses, 2 years shelf life